



Homebrew



@PiratePrincessJessica



@PiratePrincessJessica



@PiratePrincessJess

Look at this seal on only this software and none of the accessories for your Nintendo Entertainment System. It represents nothing. Especially not Nintendo's commitment to bringing you only the highest quality products. Items carrying this seal have not been approved by Nintendo, and were made by one girl in her free time because she thought it would be fun. I did my best though, so I hope its at least kinda good? and maybe fun?



Thank you very much for purchasing the "Undercover Shot" cartridge by PiratePrincessJess for the Nintendo Entertainment System

Before using, please read this manual, make note of the precautions, and exercise proper usage. Also, please keep this instruction manual in a safe place.

Table of Contents

| | |
|--|------|
| 1. Precautions | P1 |
| 2. Controller Buttons and Controls | P2-3 |
| 3. How to Play | P4-7 |

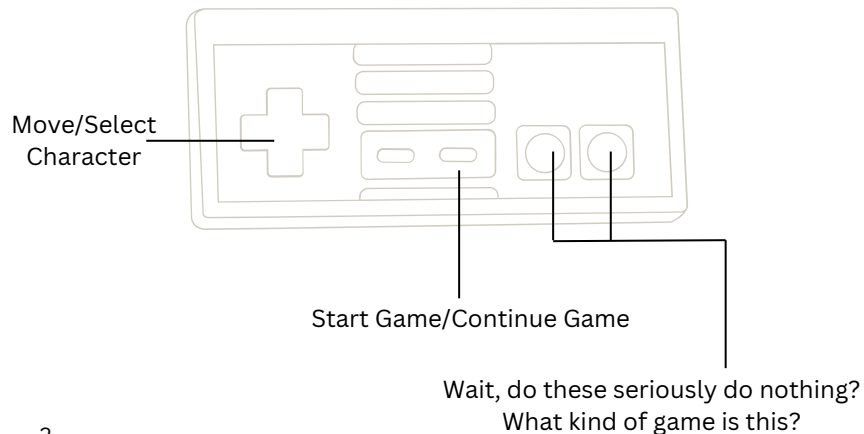
1. Precautions

- 1) Because this is precision equipment, please avoid storing in extreme temperatures or subjecting to shock. Also, please do not disassemble.
- 2) Please do not touch the end connector, immerse in water, or get it dirty. Doing so may cause damage.
- 3) Do not wipe with thinner, benzine, alcohol, or other solvents.

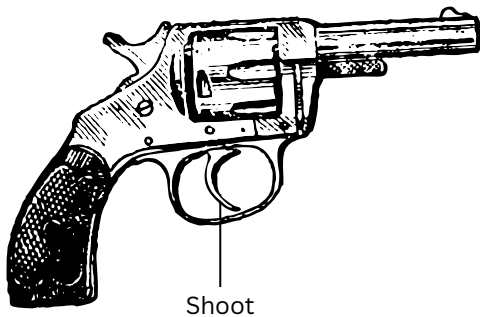
*Can you believe that these manuals had to tell people not to dip their games in water or shock them? The 80s must have been a wild time

2. Controller Buttons and Controls

Plug Controller into port 1



Plug N-Zapper into port 2



*WAIT WHAT?! I don't think the N-Zapper looks like this?
I think this is a real gun! Please don't fire a real gun at your TV...

4. How to Play



You can enjoy the satisfaction of killing a snitch from the comforts of your own home!

- Player 1 choses a character from 4 potential rats
- Player 2 Gets to shoot people!



*Please do not shoot anyone in real life, and if you do, then don't blame me.

Player 1: How to play as The Rat

-  Use the D-pad to select your character
-  Use the D-pad to select move your character
- Try to avoid getting shot by pretending to be an NPC (Non player Character)
- Observe how the NPCs move and try to move like one of them
- You win if player 2 shoots an innocent man.

*Everything is on the D-Pad. If you forget the controls, then you should be very embarrassed

Player 2: How to kill The Rat

- Point the Nintendo Zapper any character on screen and pull the trigger
- Try to figure out which character is The Rat (player 1)
- if you shoot The Rat you win
- If you shoot an innocent man then you lose, and The Rat tells the cops all about your criminal organization.

*I really can not stress enough that you need to use the N-Zapper and not a real gun. Shooting your TV is bad.

Winning and Losing

- The Rat wins if player 2 shoots an innocent man
- Player 2 wins if they shoot The Rat
- Press start on the Win/Lose screen to start a new game

90-Millisecond Limited Warranty

90-Millisecond Limited Warranty

Usually these manuals have a bunch of legal text about a 90 day warranty, but I am not a large company and I have no idea what the logistics behind that would be, so Instead I'm offering you a 90 millisecond limited warranty.

If the game breaks within 90 milliseconds of you receiving it, then I will replace it for free!!

Also, I am not a dick, so if it does break after the 90 milliseconds, or if something is wrong with the cartridge, then please email me at PiratePrincessJessBusiness@gmail.com, and I will try my nest to help you

Repairs if you do something weird

If you break your game by trying to do something weird/cool with it like dying the plastic, or modifying the game in some way, then I will absolutely replace it. Messing with electronics is cool and I would be flattered if you messed with my game.

Please don't shoot your tv

Seriously, I will not cover damages if you shoot your TV. If you don't know not to shoot your TV at this point, then that is entirely your fault. This game is meant for use with the N-Zapper only.